

EXTRA**FORM**

studio**HR**



EXTRA**FORM**

extraform.studio.hr

Index

About us 7

Sofas

Lumea	12
Brela	16
Xola	20
Hoover	24
Hoyo	28
Vigo	32
Bella	36
Dolomia	40
Loop	44
Aino	48
Isola	52
Stage	56
Fjord	60
Infinity	64
Moove	68
Flytte	72
Tobacco	76
Daisy	80
Wipp	84
Akari	88

Sofa beds

Rondo	96
Luna	100
Fairy	104
Viva	108
Hippo	112
Layer	116

Relax sofas

Aita	124
Arco	128
Joy	132
Pleasure	136

Armchairs

Gaby	144
Wipp	148
Sway	152
Fluffy	156
Hoyo	160
Vigo	164
Akari	168
Smil	172
Yuna	176
Quarta	180
Mio	184
Kuori	188
Mei	192
Syro	196
Rondo	200
Intamo S	204
Intamo M	208
Intamo L	212

Process

216

Legend



Bed



Modular



Relax



Koža



Fabric



Springs



Spiral



Feather



Elastic webbing



About us

Extraform is a renowned manufacturer of contemporary, well-balanced, and modern upholstered furniture. Our furniture pieces are known for their outstanding comfort, durability, and functionality. With attractive and appealing designs, we offer endless possibilities to seamlessly integrate our products into your living environment.

Our dedicated team of designers and engineers meticulously crafts furniture pieces of the highest quality. We prioritize ensuring that our products can effortlessly blend into any living space, adding a touch of value. At the same time, we believe that Extraform furniture can create a pleasant ambiance not only in private settings but also in public spaces.

We consistently meet our high standards of aesthetics and materials without losing sight of reasonable pricing and product availability. Combining over 30 years of experience in upholstery manufacturing with new technologies, we employ innovative production methods. Our manufacturing facility produces furniture pieces using premium and certified materials sourced from around the world.

Design, environmental consciousness, and sustainable, responsible business practices are at the core of our vision. We strive for Extraform products to embody these values. By merging modern factory production with traditional craftsmanship, our Extraform products come to life in their well-rounded form.

Sofas

Lumea	12
Brela	16
Xola	20
Hoover	24
Hoyo	28
Vigo	32
Bella	36
Dolomia	40
Loop	44
Aino	48
Isola	52
Stage	56
Fjord	60
Infinity	64
Moove	68
Flytte	72
Tobacco	76
Daisy	80
Wipp	84
Akari	88

Lumea



Lumea is comfortable modular furniture that stands out with its classic and elegant design.

This sofa distinguishes itself with its simple aesthetic that is timeless, providing you with a durable furniture piece for your home.



Height:	83
Seat height:	46
Seat depth:	54







Brela



Brela is a highly charismatic sofa that will breathe life into your living room. With its sophisticated design and luxurious details, Brela is a true attraction in your space.

Its spacious and comfortable seats provide an exceptional ambiance for your family and guests.



Height:	75
Seat height:	42
Seat depth:	61







Xola



Xola is a comfortable modular sofa perfect for relaxing after a tiring day. With its simple and modern design, this sofa provides the perfect corner for relaxation.

Whether you want to read your favorite book, watch your favorite series, or simply enjoy peace and quiet, Xola will give you a precious feeling of comfort.



Height:	75
Seat height:	42
Seat depth:	61







Hoover



Hoover is a seating system that offers a versatile use for both home and office space. The simple structural silhouette and the balanced aesthetics bare a reference to the very essence of comfort.

The distinctive design and look of this sofa are reinforced by the elegant armrest area.



Height:	80
Seat height:	42
Seat depth:	58







Hoyo



Hoyo combines modern design, top-notch quality, and unparalleled comfort. This elegant piece of furniture will enhance the appearance of your home or office and provide you with coziness and relaxation at all times.

This seating set adapts to different interior styles and environments, adding charm and sophistication to any space.



Height:	105
Seat height:	45
Seat depth:	53







Vigo



Vigo sofa combines modern design and the highest quality.

This versatile sofa adapts to different interior styles and environments, adding a touch of charm and sophistication to any space.



Height:	105
Seat height:	45
Seat depth	53







Bella



The modular sofa Bella impresses with its geometric balance and creates an atmosphere of tranquility and visual appeal in your living space.

With its subtle and elegant design, Bella adds a new level of beauty to your living room, creating a harmonious and inviting atmosphere.



Height:	78
Seat height:	42
Seat depth:	66







Dolomia



Dolomia is a sofa that amazes you for its comfort and elegance, which are assured by relaxing paddings, soft-touch materials, and a unique design.

The Dolomia collection brings organic shapes to your home and office with a natural combination of colors for your modern spaces.



Height:	79
Seat height:	44
Seat depth	48







Loop



Loop is the modular sofa which adds both feminine and modern expression to the Extraform family. Soft on the inside, striking and edgy on the outside!

This is the design theme which gives Loop its character and welcoming gesture.



Height:	82
Seat height:	46
Seat depth:	54







Aino



The circular structure of this modular sofa is emphasized with adorable wooden legs and cushions in different colours.

Owing to its depth, it is extremely comfortable which makes it very desirable piece of furniture for both home and office.



Height:	74
Seat height:	41
Seat depth:	65







Isola



The modular feather filled sofa Isola, with flexible rests, can function as a whole or as a combination of several individual elements.

Its appearance emphasizes and accentuates its extraordinary comfort. Characteristic edges outline the sofa's profile, providing it with charm and authenticity.



Height:	75/98
Seat height:	42
Seat depth:	61







Stage



A modular high backrest sofa that can function with or without bigcushions.

One of the features of this archetype home sofa is the possibility of inserting side wooden shelves.



Height:	88
Seat height:	46
Seat depth:	63







Fjord



The Fjord is an extremely comfortable and classic style feather-filled suite of furniture.

The authentic feature of this sofa originates from its oak legs that are inserted into the construction and a specific method of overlapping with the leather or the fabrics.



Height:	80
Seat height:	44
Seat depth:	60







Infinity



The Infinity sofa has a classic yet contemporary expression.

It is defined by carefully balanced proportions, great comfort and various modules that can be combined to suit your needs. Transformative and elegant.



Height: **71**
Seat height: **43**
Seat depth: **60**







Moove



This “puzzle” represents a modular system which can be used as a sofa, an armchair or a table. The deepened platform makes the base onto which the elements are placed.

Each piece can function independently, which is why it can be excellently adapted to any type of space, particularly offices.



Height:	81
Seat height:	42
Seat depth:	60







Flytte



Flytte is a cubic system program and can be integrated into any space thanks to its timeless, classic design vocabulary.

The high level of flexibility makes it possible to tailor the elements to their living requirements, even retrospectively.
Flytte is easy to fall in love with.



Height:	71
Seat height:	43
Seat depth:	60







Tobacco



This linear sitting suite is a picture of the ideal stylish two-seater / three-seater sofa.

It is characterized by excellently manufactured details, such as double stitches, slim and elegant legs and comfortable cushions, which are particularly emphasized if made of quality leather.



Height:	84
Seat height:	44
Seat depth:	51







Daisy



The apparently classic form of this compact two-seater / three-seater Daisy sofa is transformed with armrests which offer several positions.

The contrast between the large sitting part and the fine round armrests contributes to its interesting and charming character. Owing to its dimensions, it easily fits into various spaces.



Height:	84
Seat height:	44
Seat depth:	52







Wipp



Characterized by its sturdy and comfortable appeal, Wipp can easily adapt to every type of space.

Designed to add an exceptional touch to everyday life.



Height:	86
Seat height:	44
Seat depth:	56







Akari



The Akari sofa brings together elegant and geometric proportions with a deeply inviting luxury.

With its characterful corners, arch shapedforms and inherently pleasant seating cushions, the Akari sofa can bethe heart of any space while adding a definitive touch.



Height:	108
Seat height:	45
Seat depth:	47







Sofa beds

Rondo	96
Luna	100
Fairy	104
Viva	108
Hippo	112
Layer	116

Rondo



Rondo sleeper sofa marries modern design with playful energy without compromising comfort.

The voluminous cushioning held by a sleek base provides supportive comfort for both short and long rests. This is exactly what dreams are made of.



Height:	80
Seat height:	45
Seat depth:	61







Luna



The composition of compact form and harmonious volume. The elegant lines of the backrest and the sides are formed by soft cushions which, using the sofa bed mechanism, are converted into a comfortable bed.

Latto flex frame and the 18cm thick mattress contribute to its comfort.



Height:	88
Seat height:	48
Seat depth:	56







Fairy




This modular sofa with a sleeping mechanism can be turned into a bed with just one simple move.

Soft lines follow the basic structure, and its unique character comes from changeable armrests.



Height:	93
Seat height:	47
Seat depth:	53







Viva



Viva is a furniture suite with a sleeping mechanism; it has a flexible geometric backrest, comfortable for both, sitting and lying.

This sofa has a hidden storage box and it can be turned into bed with just one simple move.



Height: **76/94**
Seat height: **46**
Seat depth: **60**







Hippo



The monolithic structure covers a sleeping mechanism which turns Hippo into a comfortable bed.

Its reliable and compact form is accentuated by decorative edge details, which makes this sofa adaptable to any type of space.



Height:	93
Seat height:	47
Seat depth:	53







Layer



This comfortable modular sofa has a classic simple design; it has a sleeping mechanism and can be turned into bed with just one move.

It has a discrete and hidden storage box. Owing to its simple design and functionality it can easily fit into any type of space.



Height:	93
Seat height:	47
Seat depth:	56







Relax sofas

Aita	124
Arco	128
Joy	132
Pleasure	136

Aita



The modular sofa Aita offers a unique opportunity for relaxation with its foldable backrest and seat. By simply folding it, you can lean back and assume a comfortable reclining position.

Aita invites you to unwind and fully enjoy your evenings or leisure time. With its versatile functionality and appealing design, the modular sofa Aita becomes the perfect companion for your home.



Height: **81-122**
Seat height: **46-28**
Seat depth: **58-124**







Arco



A representative feather filled sofa with a hidden electric motor which enables 16 cm extension of the middle sitting part. The backrest and armrests are fixed.

Leather manufacture emphasizes the structure made of solid oak wood.



Height:	71
Seat height:	45
Seat depth:	71+16







Joy



The massive structure of this seating garniture, with soft and comfortable lines, is contrasted to its characteristic metal legs.

The possibility of installing the movable relax mechanism for semi-reclining position and a mechanism for adjusting the headrest make this sofa a prominent one in its category.



Height:	83/108
Seat height:	46
Seat depth:	56







Pleasure



A sitting suite which can be lowered to a semi-lying position, owing to its flexible headrest and the flexibility of construction.

It offers an excellent comfort.



Height:	80/100
Seat height:	44
Seat depth:	52







Armchairs

Gaby	144
Wipp	148
Sway	152
Fluffy	156
Hoyo	160
Vigo	164
Akari	168
Smil	172
Yuna	176
Quarta	180
Mio	184
Kuori	188
Mei	192
Syro	196
Rondo	200
Intamo S	204
Intamo M	208
Intamo L	212

Gaby



Gaby envelops you in a warm and comforting embrace, serving as your loyal companion during those tranquil moments of reading, meditation, and reflection.

It becomes your cherished sanctuary for the soul.



Height:	106
Seat height:	46
Seat depth:	57







Wipp



Wipp is a sturdy armchair combined with quality, sophistication and elegance. It has a smooth recliner mechanism that drops from comfortable upright sitting into a day-dreaming position.

A definite standout feature of any space



Height:	86
Seat height:	44
Seat depth:	56







Sway



Sway is such a beautiful and comfortable armchair, ideal for relaxing until falling into a daydream.

It elegantly combines the light steel foot with a velvety leather top while its thoughtful features and lines reference architectural shapes. Sway is truly a beautiful piece of furniture with superb comfort.



Height:	120
Seat height:	44
Seat depth:	56







Fluffy



Fluffy combines irresistible design and ultimate comfort, offering the perfect place to relax and enjoy.

Designed with attention to detail and quality, the Fluffy armchair is ideal for those who want to bring a touch of style and comfort to their home.



Height:	97
Seat height:	48
Seat depth:	49







Hoyo



The Hoyo armchair combines modern design, excellent quality, and supreme comfort.

This elegant piece of furniture brings charm and elegance to your living or working area, providing the perfect place for peace and relaxation.



Height:	105
Seat height:	45
Seat depth:	53







Vigo



Vigo combines modern design, highest quality, and exceptional comfort.

This lounge chair effortlessly adapts to various decorative styles and seamlessly fits into any environment, adding charm and sophistication to the space.



Height: **105**
Seat height: **45**
Seat depth: **53**







Akari



This graceful armchair is distinguished by its arching backsides which act as a cocoon.

Among its extensive comfort and a warm softseat, this chair will offer an embrace beyond compare. A range of four different base options allows for a customizable solution.



Height:	108
Seat height:	45
Seat depth:	47







Smil



Smil armchair is the perfect choice for discerning people who value quality and prestige.

Whether in a luxurious living room, an opulent bedroom or an elegant office –this armchair will be an eye-catcher in any environment.



Height:	88
Seat height:	46
Seat depth:	52







Yuna



Designed with great comfort and modern expression through refined geometric lines, the Yuna lounge chair makes a perfect companion in everyday life.

The lounge chair offers a choice between four different options for the base, adding to its versatile use from home to office.



Height:	80
Seat height:	46
Seat depth:	49







Quarta



Quarta has a soft and deep seat nested in luxurious cushioning.

Designed with clean lines it offers a place within any space that almost feels like a shelter. Simply lean back and enjoy.



Height:	70
Seat height:	46
Seat depth:	51







Mio



Mio is a beautiful piece of furniture which gracefully combines softness, comfort and the craftsmanship of the finest quality.

This is an inviting armchair, offering a perfect nook for relaxing and sitting back. A range of our different base options allows for a customizable solution.



Height:	92
Seat height:	46
Seat depth:	49







Kuori



This is a truly executive armchair with lavishing design and maximum comfort. Its refined aesthetics and fine craftsmanship are what make this a centerpiece of any room, especially within the workspace.

The clean and minimal outline with fine upholstery can be paired with a choice of four base options.



Height:	92
Seat height:	46
Seat depth:	49







Mei




Mei is an armchair where deep comfort is the essence. With its oversized curved back, it ensures peacefulness that provides space for conversations and collaboration.

This chair is a solution for those who seek timeless beauty



Height:	92
Seat height:	46
Seat depth:	49







Syro



The Syro armchair stands out with its minimalist design, successfully combining functionality and aesthetic expression. Made from high-quality materials, this armchair guarantees durability and exceptional comfort.

Its subtle lines and refined design contribute to creating a pleasant atmosphere in any space.



Height:	88
Seat height:	46
Seat depth:	52







Rondo



The Rondo sleeper sofa embodies a modern and fresh design. With a striking metal frame, it envelops an invitingly cushioned interior.

This unique interplay between the metal frame and the cozy upholstery gives the Rondo sleeper sofa its special charm.



Height: **80**
Seat height: **45**
Seat depth: **61**







Intamo S



Intamo is an armchair that recalls to dynamics and lightness with its oblique slim lines.

The back seat is designed in three sizes which allow you to get different solutions for your interior environment.



Height:	71
Seat height:	44
Seat depth:	51







Intamo M



Intamo is an armchair that recalls to dynamics and lightness with its oblique slim lines.

The back seat is designed in three sizes which allow you to get different solutions for your interior environment.



Height:	87
Seat height:	44
Seat depth:	51







Intamo L



Intamo is an armchair that recalls to dynamics and lightness with its oblique slim lines.

The back seat is designed in three sizes which allow you to get different solutions for your interior environment.



Height:	116
Seat height:	44
Seat depth:	51









Process

The manufacturing process is based on the perfect integration of cutting-edge technology and craftsmanship. We value impeccable results, which is why the Extraform expert team meticulously oversees and controls every step, from design to production, prototyping, engineering, color and material selection, and even distribution. Our furniture is intended for people, so we never lose sight of the fact that our pieces must be practical for everyday life when planning.

In combining modern technology in mass production with craftsmanship, we always consider the environmental impact of our actions. By creating robust, functional, and durable furniture, we make an immediate contribution to environmental protection. We utilize resources in a way that minimizes adverse effects on the environment during production. All secondary materials are recycled or sold, thereby reducing the environmental burden associated with manufacturing.

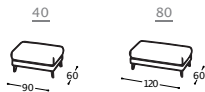
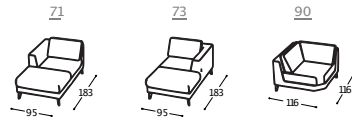
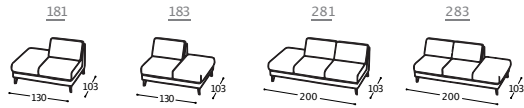
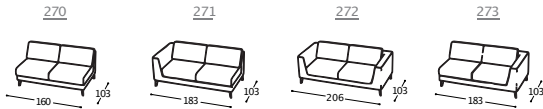
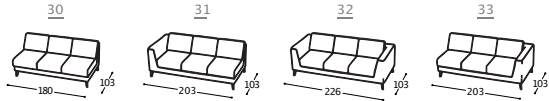
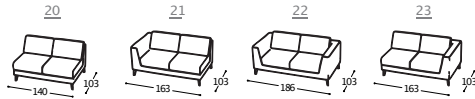


Lumea

M-432



Height | 83
Seat height | 246
Seat depth | 54



Description of used raw materials:

Wooden frame	Supporting structure made of dried beech wood, cardboard, 18 mm thick plywood.
Seating	High-elasticity HR foam, 200 g of thermal bonded felt, elastic webbing.
Backrest	Ergonomic foam RG 22, 200 g and 300 g of thermal bonded felt.
Legs	Black painted metal leg.
Feature	---
Textiles	In addition to having multiple choices when it comes to the sofa's components, you can also choose the covering from our wide range of imported fabrics and hides.



Brela

M-621



Height | 75
Seating height | 42
Seat depth | 61



10



11



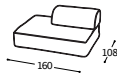
13



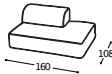
90



181



182



80



Description of built-in material:

Wooden frame	Load-bearing parts made of dried beech, 16mm chipboard, upholstered cardboard, 18mm veneer, 3mm raw hardboard.
Seat	Highly elastic HR foam, feather-filled cushions, 100g thermally processed cotton, wave springs.
Backrest	Anatomically processed foam RG 22, feather-filled cushions, 200g thermally processed cotton.
Legs	Wooden legs made of stained and lacquered beech. Choice of 6 colors.
Sleeping function	Fixed set.
Materials	A wide selection of fabrics and leather is available.



Xola

M-620



Height | 75
 Seat Height | 42
 Seat Depth | 61



10



11



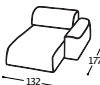
13



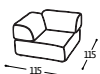
71



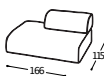
73



90



181



182



80



Description of built-in material:

Wooden frame	Load-bearing parts made of dried beech, 16 mm chipboard, upholstery cardboard, 18 mm veneer, 3 mm raw hardboard.
Seat	Highly elastic HR sponge, feather-filled pillows, 100 g thermally processed cotton, wave spring.
Backrest	Anatomically processed sponge RG 22, feather-filled pillows, 200 g thermally processed cotton.
Legs	Wooden beech legs, stained and lacquered. Choice of 6 colors available.
Sleeping function	Fixed set.
Materials	A wide range of fabrics and leathers is offered.

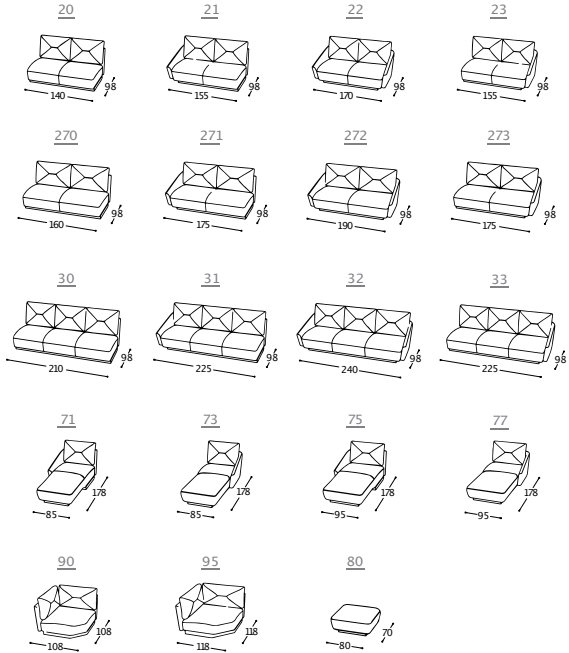


Hoover

M-601

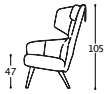


High | 80
 Seat high | 42
 Seat depth | 58



Product description:

- Wooden frame** Load-bearing parts made of dried beech, 18mm veneer, MDF board, upholstered cardboard.
- Seat surface** Highly elastic HR foam, 200g thermodynamically processed cotton, elastic straps.
- Backrest** Silicone balls, foam flakes, 100g thermodynamically processed cotton.
- Leg frame** Plastic feet with black stained beech decoration.
- Function** No additional functional possibilities.
- Cover material** There is a wide selection of fabrics and leathers available.



High | 105
 Seat high | 47
 Seat depth | 155

Hoyo

M -122



Leg options:



Woodenlegs
L40



Metal legs
P20

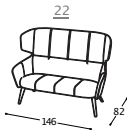


Metal cross-legs
R13



Metal legs
D09

Leg options:



Woodenlegs
L42



Metal legs
P24

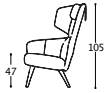


190



Product description:

Wooden frame	Metal frame, 18mm veneer.
Seat surface	Precision-fit, cold-treated polyurethane foam.
Backrest	Precision-fit, cold-treated polyurethane foam.
Leg frame	Wooden legs, metal legs, metal cross, and metal plate.
Function	No additional functional possibilities.
Cover material	There is a wide selection of fabrics and leathers available.



Vigo

M -123

High | 105
 Seat high | 85
 Seat depth | 53



000



Leg options:



Woodenlegs
L40



Metal legs
P20

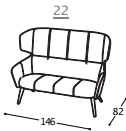


Metalleg cross
R13



Metal leg
D09

Leg options:



Woodenleg
L42



Metal leg
P24



190



Product description:

Wooden frame	Metal frame, 18mm veneer.
Seat surface	Tightly-fitting, cold-treated polyurethane foam.
Backrest	Tightly-fitting, cold-treated polyurethane foam.
Leg frame	Wooden legs, metal legs, metal cross, and metal plate.
Function	No additional functional possibilities.
Cover material	There is a wide selection of fabrics and leathers available.

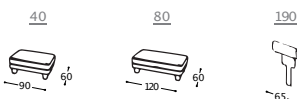
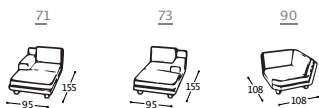
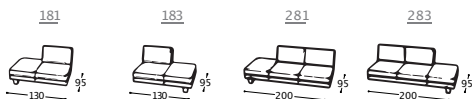
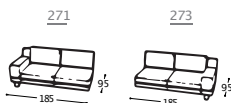
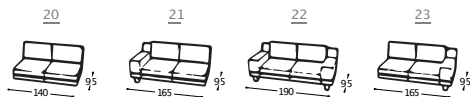


Bella

M -731



High 178
Seat high 1842
Seat depth 166



Product description:

Wooden frame	Load-bearing parts made of dried beech, 16mm chipboard, upholstered cardboard, 18mm veneer.
Seat surface	Highly elastic HR foam, 200g thermodynamically processed cotton, wave spring.
Backrest	Anatomically shaped foam density 22, 200g and 300g thermodynamically processed cotton.
Leg frame	Wooden foot frame made of beech, stained and lacquered. 6 colors are available.
Function	No additional functional possibilities.
Cover material	There is a wide selection of fabrics and leathers available.

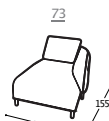
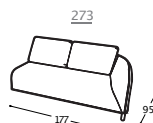
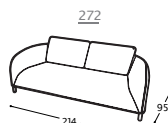
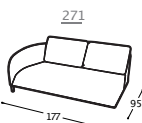
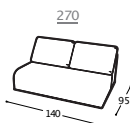
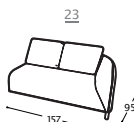
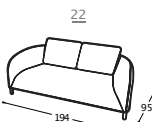
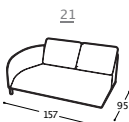
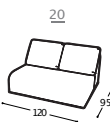
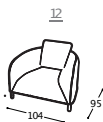


Dolomia

M-607



High | 79
 Seat high | 44
 Seat depth | 48



Product description:

- Wooden frame** Load-bearing parts made of dried beech, gray cardboard, 18mm plywood, MDF board.
- Seat surface** Highly elastic HR foam, 200g thermodynamically processed cotton, elastic straps.
- Backrest** Anatomically shaped highly elastic HR foam, 400g thermodynamically processed cotton.
- Leg frame** Wooden feet made of oak, oiled. Alternatively, wooden feet made of beech, stained, and lacquered are possible in 6 different colors.
- Function** No additional functional possibilities.
- Cover material** There is a wide selection of fabrics and leathers available.



Loop

M-609



High | 82
 Seat high | 46
 Seat depth | 54



12



21



22



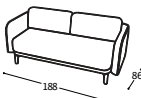
23



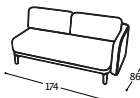
271



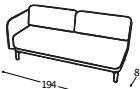
272



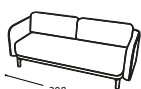
273



31



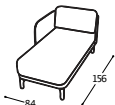
32



33



71



73



80



Product description:

Wooden frame	Load-bearing parts made of dried beech, gray cardboard, 18mm plywood, 22mm MDF board.
Seat surface	Highly elastic HR foam, 200g thermodynamically processed cotton, elastic straps.
Backrest	Anatomically shaped foam density 22, 400g thermodynamically processed cotton.
Leg frame	Wooden feet made of oak, oiled. Alternatively, wooden feet made of beech, stained, and lacquered are possible in 6 different colors.
Function	No additional functional possibilities.
Cover material	There is a wide selection of fabrics and leathers available.



Aino

M-606



High | 74
 Seat high | 41
 Seat depth | 65



12



20



21



22



23




270



271



272



273



90



71



73



80



Product description:

Wooden frame	Load-bearing parts made of dried beech, 18mm veneer, 16mm chipboard, upholstered cardboard.
Seat surface	Highly elastic HR foam, 200g thermodynamically processed cotton, felt, wave spring.
Backrest	Wooden feet made of oak, oiled.
Leg frame	Alternatively, wooden feet made of beech, stained, and lacquered are possible in 6 different colors.
Function	No additional functional possibilities.
Cover material	There is a wide selection of fabrics available.

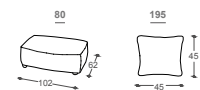
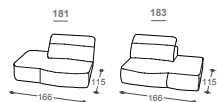
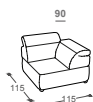
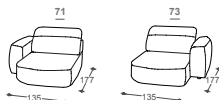
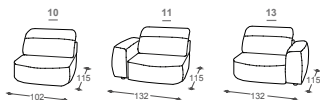


Isola

M-600



High | 75/98
 Seat high | 42
 Seat depth | 61



Product description:

Wooden frame	Load-bearing parts made of dried beech, 16mm chipboard, upholstered cardboard, 18mm veneer, raw Lesonit 3mm.
Seat surface	Combination of firm foam and highly elastic HR foam, cushions filled with feathers, 300g thermodynamically processed cotton, wave spring.
Backrest	Anatomically shaped, highly elastic foam, cushions filled with feathers, rubber straps, adjustable headrest.
Leg frame	Wooden foot frame made of beech, stained and lacquered. 6 colors are available. Another option: made of chromed metal.
Function	No additional functional possibilities.
Cover material	Just like you can choose your sofa set, you can also choose the material. There is a wide selection of imported fabrics and cowhide leather available.

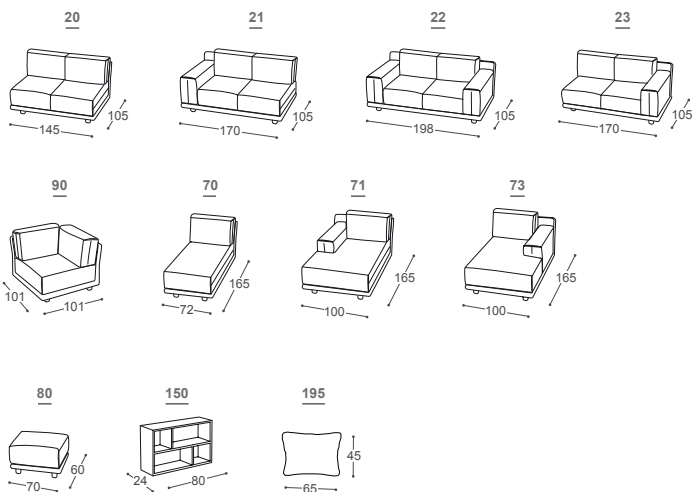


Stage

M -733



High | 88
 Seat high | 46
 Seat depth | 62



Product description:

- Wooden frame** Load-bearing parts made of dried beech, 18mm veneer, upholstered cardboard.
- Seat surface** Highly elastic HR foam, 500g thermodynamically processed cotton, felt, wave spring.
- Backrest** Anatomically shaped foam density 25, 300g thermodynamically processed cotton.
 Foam density 30, 300g thermodynamically processed cotton.
- Leg frame** Wooden feet made of beech, stained and lacquered, possible in 6 different colors.
- Function** No additional functional possibilities.
- Cover material** Just like you can choose the composition of your upholstery set, you can also choose the material.
 There is a wide selection of fabrics and leather available.

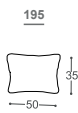
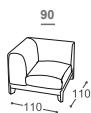
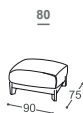
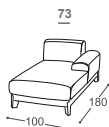
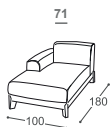
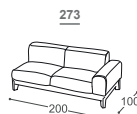
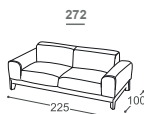
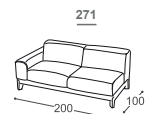
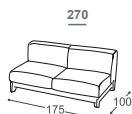
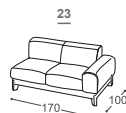
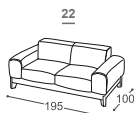
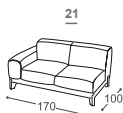
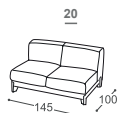


Fjord

M -732



High | 80
Seat high | 44
Seat depth | 60



Product description:

Wooden frame	Noseći delovi od sušene bukve, tapetarska lepenka, šper ploča 18 mm.
Seat surface	Kombinacija sundera RG 30, jastuka punjenih perjem, 300 g termodinamčki obrađene vate, filca i talasastih opruga.
Backrest	Anatomski obrađeni sunderi RG 25 i RG 30, jastuci punjeni perjem, gumene gurtne, 100 g vata. U rukonaslونima sunder RG 30, perjani jastuk, 100 g vata.
Leg frame	Drvene noge od hrastovog drveta, nauljene. Opcionalno: noge od bukovog drveta prefarbane u više boja.
Function	Fiksna garnitura.
Cover material	Kao što možete birati sastav garniture, tako možete i birati materijal za presvlaku iz naše bogate kolekcije uvoznih štofova i govedjih koža.



Infinity

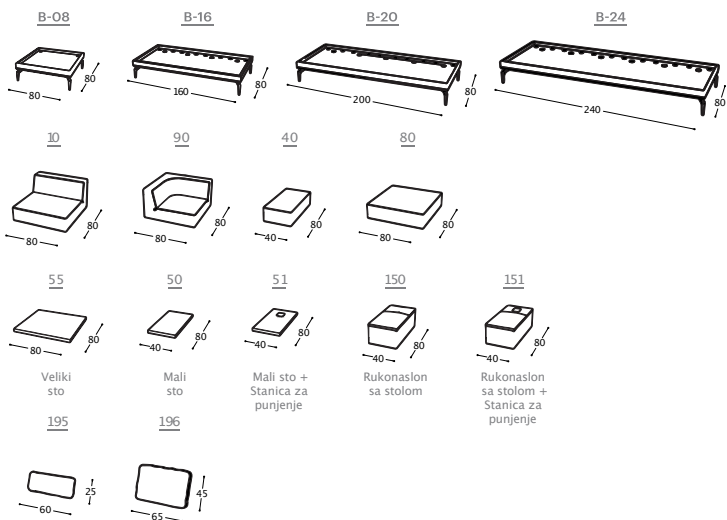
M -737



High |71
Seat high |43
Seat depth |60



EvoLine-QI-Punjač+
USB-punjač+Utičnica



Product description:

Wooden frame	Load-bearing parts made of dried beech, 18mm plywood, MDF board, upholstered cardboard.
Seat surface	Highly elastic HR foam, 100g thermodynamically processed cotton, elastic straps.
Backrest	Highly elastic HR foam, 100g thermodynamically processed cotton.
Leg frame	Black lacquered metal foot.
Function	No additional functional possibilities.
Cover material	There is a wide selection of fabrics and leather available.



Moove

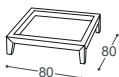
M -734



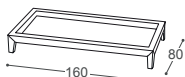
High | 81
 Seat high | 42
 Seat depth | 60



B-08



B-16



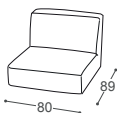
B-24



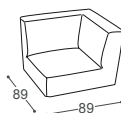
140



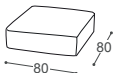
10



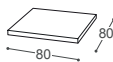
90



80



55



50



Product description:

- Wooden frame** Load-bearing parts made of dried beech, 18mm veneer, 16mm plywood, and upholstered cardboard.
- Seat surface** Highly elastic HR foam, 200g thermally processed batting, felt, and spring core.
- Backrest** Anatomically shaped foam with density RG 25, 200g thermally processed batting. Foam with density RG 30, 200g thermally processed batting.
- Leg frame** Oak wood feet, oiled. Alternatively, beech wood feet, stained and lacquered, available in 6 different colors.
- Function** No further functional possibilities.
- Cover material** Just like you can choose the composition of your upholstery suite, you can also select the upholstery material.



Flytte

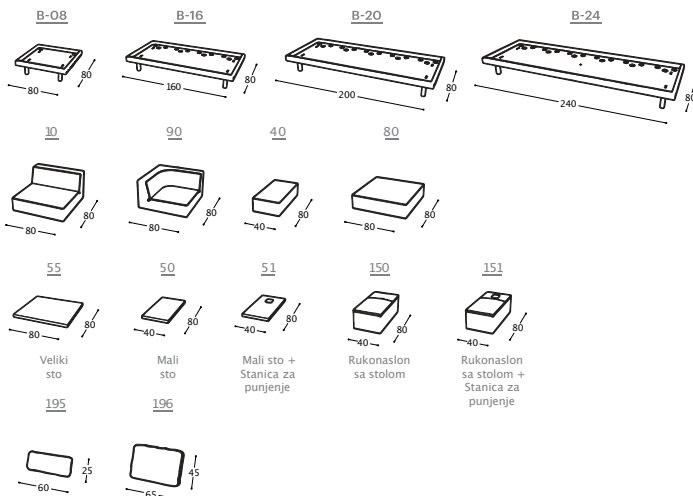
M -736



High |71
Seat high |43
Seat depth |160



EvoLine-QI-Punjač+
USB-punjač+Utičnica



Product description:

Wooden frame	Load-bearing parts made of dried beech, 18mm plywood, MDF board, and grey cardboard.
Seat surface	Highly elastic HR foam, 100g thermally processed batting, elastic straps.
Backrest	Highly elastic HR foam, 100g thermally processed batting.
Leg frame	Oak wood feet, oiled. Alternatively, beech wood feet, stained and lacquered, available in 6 different colors.
Function	No further functional possibilities.
Cover material	A wide selection of fabrics and leathers is available.

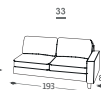
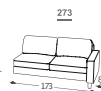
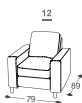


Tobacco

M-401



High | 84
 Seat high | 44
 Seat depth | 51



Product description:

- Wooden frame** Load-bearing parts made of dried beech, 16mm particle board, upholstered cardboard.
- Seat surface** Combination of firm sponge and high-elasticity HR foam, 300g thermally processed batting, 500g felt, and wave springs.
- Backrest** Anatomically shaped, highly elastic sponge, rubber straps.
- Leg frame** Wooden foot frame made of beech wood, stained and lacquered. Available in 6 colors.
- Function** No further functional possibilities.
- Cover material** Just like you can choose your sofa set, you can also choose the material. A wide selection of imported fabrics and genuine leather is available.

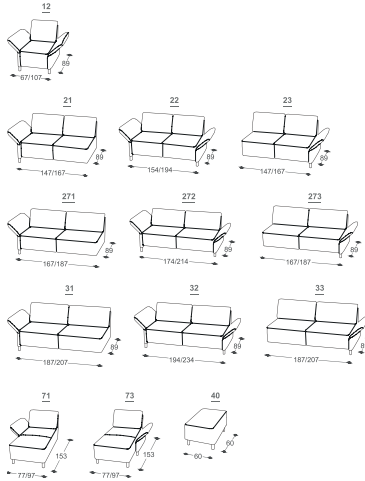


Daisy

M -442



High 184
Seat high 144
Seat depth 152



Product description:

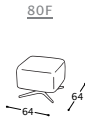
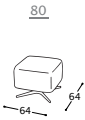
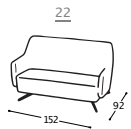
Wooden frame	Load-bearing parts made of dried beech, 16mm particle board, upholstered cardboard, 18mm veneer.
Seat surface	Combination of firm sponge and high-elasticity HR foam, 300g thermally processed batting, 500g felt, and wave springs.
Backrest	Anatomically shaped, highly elastic sponge, rubber straps, adjustable armrests.
Leg frame	Wooden foot frame made of beech wood, stained and lacquered. Available in 6 colors.
Function	Another option: Chrome-plated foot frame. The armrests can be adjusted in height.
Cover material	Just like you can choose your sofa set, you can also choose the material. A wide selection of imported fabrics and genuine leather is available.



Wipp

M -114

High | 86
 Seat high | 44
 Seat depth | 56



Product description:

Wooden frame	Load-bearing parts made of dried beech, 18mm plywood, MDF board, gray cardboard.
Seat surface	Highly elastic HR foam, 200g thermodynamically processed non-woven fabric, wave spring.
Backrest	Anatomically shaped foam density 22 and density 45, 100g thermodynamically processed non-woven fabric.
Leg frame	Black lacquered metal foot.
Function	No additional functional possibilities.
Cover material	There is a wide selection of fabrics and leathers available.



Akari

M -120

High |108
Seat height |84.5
Seat depth |47



Nogice opcionalno:



Wooden legs
H20



Wooden legs
L10



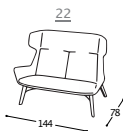
Metal cross
P19



Metal cross
krst -R13



Metal cross
tanjir -D09



Legs options:



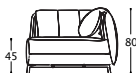
Wooden legs
L41



Metal legs
P22

Product Description:

Wooden frame	Metal frame, veneer 18 mm.
Seat surface	Tightly-fitting, cold-treated polyurethane foam.
Backrest	Tightly-fitting, cold-treated polyurethane foam.
Leg frame	Wooden legs, metal legs, metal cross, and metal plate.
Function	No further functional possibilities.
Cover material	A wide selection of fabrics and leathers is available.



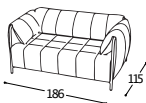
Rondo

M - 520

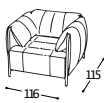
High | 80
Seat high | 45
Seat depth | 61



252



152



Product description:

Wooden frame	Metal frame, 18mm veneer, 10mm veneer.
Seat surface	Anatomically shaped foam density 30, 400g thermodynamically processed non-woven fabric, metal grid.
Backrest	Anatomically shaped foam density 22, 200g and 400g thermodynamically processed non-woven fabric.
Leg frame	Metal foot.
Function	No additional functional possibilities.
Cover material	There is a wide selection of fabrics and leathers available.



Luna

M-509



High | 88
 Seat high | 48
 Seat depth | 56

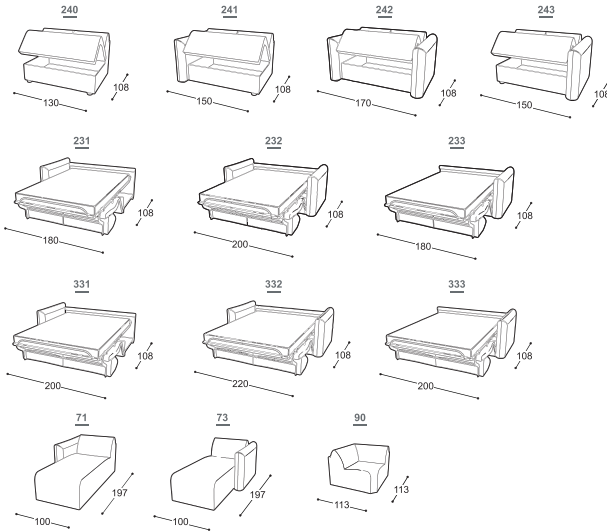


*Lattoflex leZaj

Dimensions:

231, 232, 233
 >140 x 198 x 18 cm

331, 332, 333
 >160 x 198 x 18 cm



Product description:

Wooden frame

Load-bearing parts made of dried beech, 16mm chipboard, gray cardboard, 18mm veneer, raw hardboard 3mm.

Seat surface

Highly elastic HR foam, 200g thermodynamically processed cotton, 500g felt, wave spring.

Backrest

Anatomically shaped foam density 22, 200g thermodynamically processed cotton. Foam density 30, 200g thermodynamically processed cotton.

Leg frame

Function

On request, the two- and three-seaters can be unfolded into a bed.

Cover material

Just as you can choose the composition of your upholstery suite, you can also select the cover material. There is a wide selection of fabrics and leather available to you.



Fairy

M-506



High |93
Seat high |47
Seat depth |53



*Lattoflex ležalj

Dimensions>

251, 252, 253

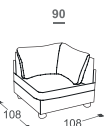
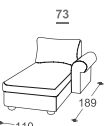
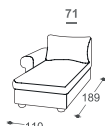
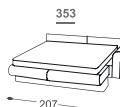
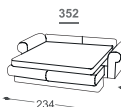
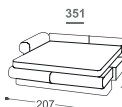
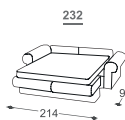
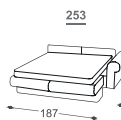
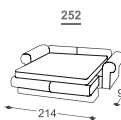
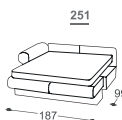
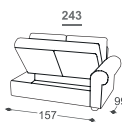
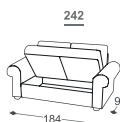
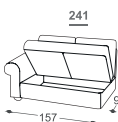
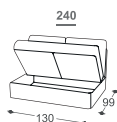
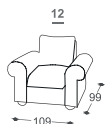
>140 x 198 x 12 cm

232

>140 x 198 x 18 cm

351, 352, 353

>160 x 198 x 12 cm



Product description:

Wooden frame

Load-bearing parts made of dried beech, 16mm chipboard, upholstered cardboard, 18mm veneer, raw hardboard 3mm.

Seat surface

Highly elastic HR foam, 300g thermodynamically processed cotton, 500g felt, wave spring.

Backrest

Anatomically shaped, highly elastic foam, cushions filled with silicon wadding and flakes, rubber straps.

Leg frame

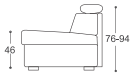
Wooden foot frame made of beech, stained and lacquered. 6 colors are available.

Function

On request, the two- and three-seaters can be unfolded into a bed.

Cover material

Just as you can choose your suite, you also choose the material.



Viva

M -500



High | 76/94
 Seat high | 46
 Seat depth | 60



*Lattoflex ležaj

Dimensions:

251, 252, 253

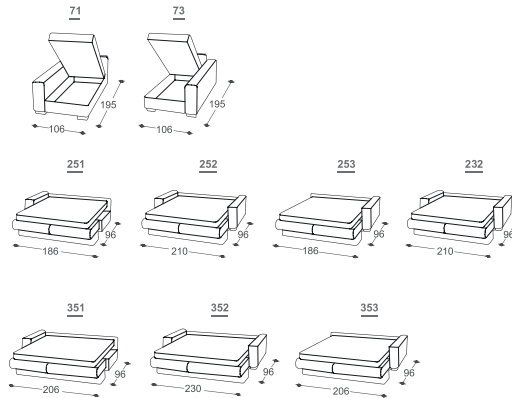
>140 x 198 x 12 cm

232

>140 x 198 x 18 cm

351, 352, 353

>160 x 198 x 12 cm



Product description:

Wooden frame	Load-bearing parts made of dried beech, 16mm chipboard, upholstered cardboard, 18mm veneer, raw hardboard 3mm.
Seat surface	Combination of hard foam and highly elastic HR foam, 300g thermodynamically processed cotton, 500g felt, wave spring.
Backrest	Anatomically shaped, highly elastic foam, rubber straps, adjustable headrest.
Leg frame	Wooden foot frame made of beech, stained and lacquered. 6 colors are available.
Function	The two- and three-seaters can be unfolded into a bed upon request.
Cover material	Just as you can choose your suite, you also choose the material.



Hippo

M-508

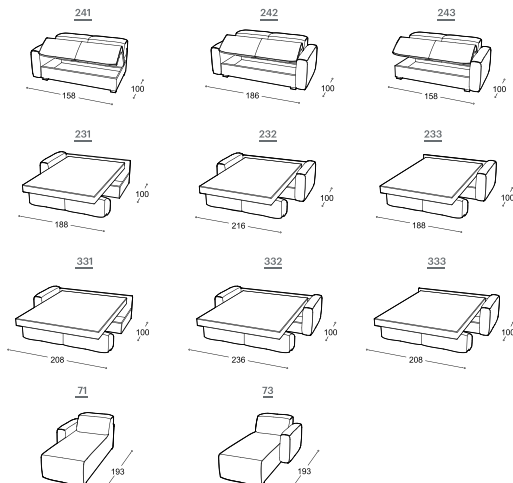


High 193
 Seat high 147
 Seat depth 153



*Lattoflex ležaj

Dimension:
 231, 232, 233
 >140 x 198 cm
 331, 332, 333
 >160 x 198 cm



Product description:

- Wooden frame** Load-bearing parts made of dried beech, 16mm chipboard, upholstered cardboard, 18mm veneer, raw hardboard 3mm.
- Seat surface** Highly elastic HR foam, 200g thermodynamically processed cotton, 500g felt, wave spring.
- Backrest** Anatomically shaped foam density 22, 200g thermodynamically processed cotton.
- Leg frame** Foam density 30, 200g thermodynamically processed cotton.
- Function** On request, the two- and three-seaters can be unfolded into a bed.
- Cover material** Just as you can choose the composition of your upholstery suite, you can also select the cover material.



Layer

M-504



High | 93
 Seat high | 47
 Seat depth | 56



*Lattoflex Bett

Dimensions:

251, 252, 253

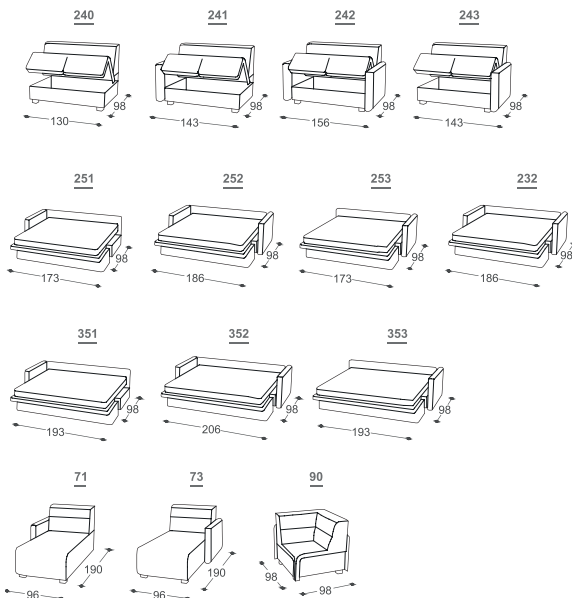
>140 x 198 x 12 cm

232

>140 x 198 x 18 cm

351, 352, 353

>160 x 198 x 12 cm



Product description:

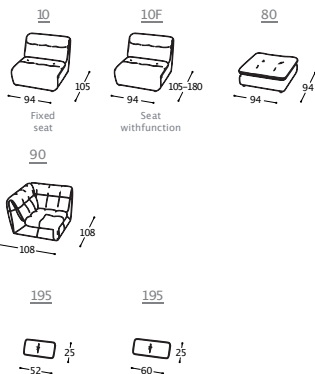
- Wooden frame** Load-bearing parts made of dried beech, 16mm chipboard, upholstered cardboard, 18mm veneer, raw hardboard 3mm.
- Seat surface** Highly elastic HR foam, 300g thermodynamically processed cotton, 500g felt, wave spring.
- Backrest** Anatomically shaped, highly elastic foam, rubber straps.
- Leg frame** Wooden foot frame made of beech, stained and lacquered. 6 colors are available.
- Function** The two- and three-seaters can be unfolded into a bed upon request.
- Cover material** Just as you can choose your suite, you also choose the material.



Aita

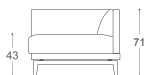
M-602

High | 81-122
 Seat high | 46-28
 Seat depth | 58-124



Product description:

Wooden frame	Load-bearing parts made of dried beech, upholstered cardboard, 18mm veneer.
Seat surface	Highly elastic HR foam, 200g thermodynamically processed non-woven fabric, elastic straps.
Backrest	Anatomically shaped foam density 22, 200g thermodynamically processed non-woven fabric, elastic straps.
Leg frame	Feet made of black plastic.
Function	No additional functional possibilities.
Cover material	There is a wide selection of fabrics and leathers available.

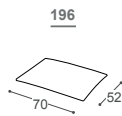
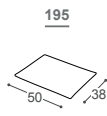
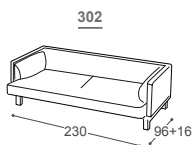
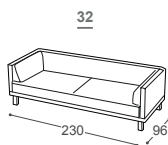
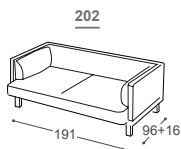
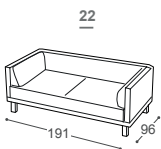
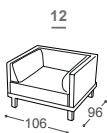


Arco

M-605



High | 71
 Seat high | 43
 Seat depth | 71+16



Product description:

- Wooden frame** Load-bearing parts made of dried beech, 18mm veneer, upholstered cardboard.
- Seat surface** Foam combination density 30, feather-filled cushions, 100+300g thermodynamically processed cotton, felt, wave spring.
- Backrest** Anatomically shaped foam density 30, 100g thermodynamically processed cotton.
- Leg frame** Wooden legs and frame made of oak, oiled.
- Function** Optional seat depth adjustment of 16 cm is available.
- Cover material** Just as you can choose the composition of your upholstery suite, you can also select the cover material. There is a wide selection of fabrics and leathers available to you.

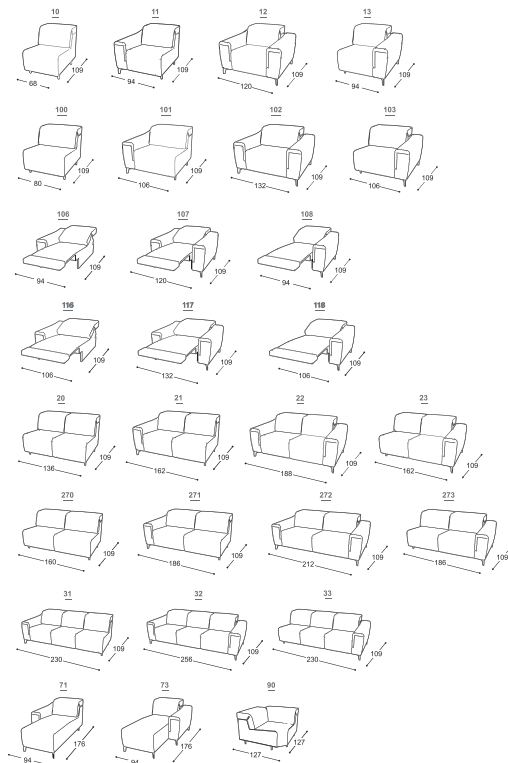


Joy

M-290

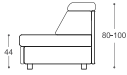


High | 83/108
Seat high | 86
Seat depth | 56



Product description:

- Wooden frame** Load-bearing parts made of dried beech, 16mm chipboard, gray cardboard, 18mm veneer, raw hardboard 3mm.
- Seat surface** Highly elastic HR foam, 300g thermodynamically processed cotton, elastic straps.
- Backrest** Anatomically shaped, highly elastic foam, elastic straps, adjustable headrest.
Black metal feet.
- Leg frame** A relaxation mechanism can be installed.
- Function** Just as you can choose your suite, you also choose the material.
- Cover material** There is a wide selection of imported fabrics and cowhide leather available to you.

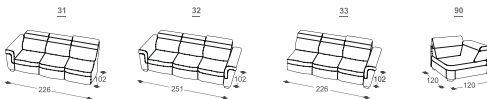
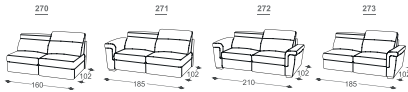
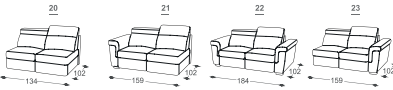
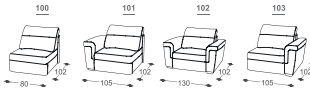
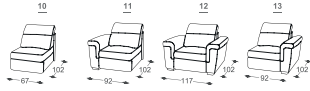


Pleasure

M-289



High | 80/100
 Seat high | 44
 Seat depth | 102



Product description:

- Wooden frame** Load-bearing parts made of dried beech, 16mm chipboard, upholstered cardboard, 18mm veneer, raw hardboard 3mm.
- Seat surface** Highly elastic HR foam, 300g thermodynamically processed cotton, 500g felt, wave spring.
- Backrest** Anatomically shaped, highly elastic foam, rubber straps, adjustable headrest.
- Leg frame** Wooden foot frame made of beech, stained and lacquered. 6 colors are available.
- Function** A relaxation mechanism can be installed.
- Cover material** Just as you can choose your suite, you also choose the material. There is a wide selection of imported fabrics and cowhide leather available to you.



Gaby

M -140

Height | 106
Seat height | 46
Seat depth | 57



Description of used raw materials:

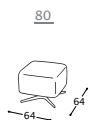
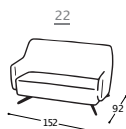
Wooden frame	Metal frame, 18 mm thick plywood.
Seating	Non-deformable cold-cure moulded polyurethane foam.
Backrest	Non-deformable cold-cure moulded polyurethane foam.
Legs	Metal cross.
Feature	With Wipp-function.
Cover materials	Wide range of fabrics and leather hides are available.



Wipp

M -114

High | 86
 Seat high | 44
 Seat depth | 56



Product description:

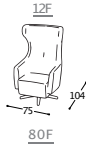
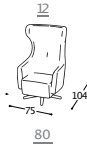
Wooden frame	Load-bearing parts made of dried beech, 18mm plywood, MDF board, gray cardboard.
Seat surface	Highly elastic HR foam, 200g thermodynamically processed non-woven fabric, wave spring.
Backrest	Anatomically shaped foam density 22 and density 45, 100g thermodynamically processed non-woven fabric.
Leg frame	Black lacquered metal foot.
Function	No additional functional possibilities.
Cover material	There is a wide selection of fabrics and leathers available.



Sway

M -115

High | 120
 Seat high | 44
 Seat depth | 56



Product description:

Wooden frame	Load-bearing parts made of dried beech, 18mm plywood, MDF board, gray cardboard.
Seat surface	Highly elastic HR foam, 200g thermodynamically processed non-woven fabric, wave spring.
Backrest	Anatomically shaped foam density 22 and density 45, 100g thermodynamically processed non-woven fabric.
Leg frame	Black lacquered metal foot.
Function	No additional functional possibilities.
Cover material	There is a wide selection of fabrics and leathers available.



Fluffy

M -125

High | 97
Seat high | 48
Seat depth | 49



Leg options:



Wooden legs
GL



Metal cross
H16



Metal cross
R13



Metal cross
D09

Product Description:

Wooden frame	Metal frame, 18mm veneer.
Seat surface	Tightly-fitting, cold-treated polyurethane foam.
Backrest	Tightly-fitting, cold-treated polyurethane foam.
Leg frame	Wooden legs, metal legs, metal cross, and metal plate.
Function	No additional functional possibilities.
Cover material	A wide selection of fabrics and leathers is available.



Height | 105
 Seat high | 45
 Seat depth | 53

Hoyo

M -122



Leg options:



Woodenlegs
L40



Metal legs
P20

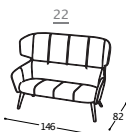


Metal cross
R13



Metal
D09

Leg options:



Woodenlegs
L42



Metal cross
P24

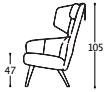


190



Product Description:

Wooden frame	Metal frame, 18mm veneer.
Seat surface	Tightly-fitting, cold-treated polyurethane foam.
Backrest	Tightly-fitting, cold-treated polyurethane foam.
Leg frame	Wooden legs, metal legs, metal cross, and metal plate.
Function	No additional functional possibilities.
Cover material	A wide selection of fabrics and leathers is available.



Vigo

M -123

High | 105
 Seat high | 47
 Seat depth | 53



Leg options:



Woodenlegs
L40



Metal legs
P20

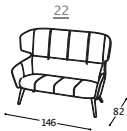


Metalleg cross
R13



Metal leg
D09

Leg options:



Woodenleg
L42



Metal leg
P24



190



Product description:

Wooden frame	Metal frame, 18mm veneer.
Seat surface	Tightly-fitting, cold-treated polyurethane foam.
Backrest	Tightly-fitting, cold-treated polyurethane foam.
Leg frame	Wooden legs, metal legs, metal cross, and metal plate.
Function	No additional functional possibilities.
Cover material	There is a wide selection of fabrics and leathers available.



Akari

M -120

High |108
Seat height |84.5
Seat depth|47



Nogice opcionalno:



Wooden legs
H20



Wooden legs
L10



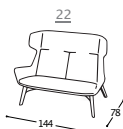
Metal cross
P19



Metal cross
krst -R13



Metal cross
tanjir -D09



Legs options:



Wooden legs
L41



Metal legs
P22

Product Description:

Wooden frame	Metal frame, veneer 18 mm.
Seat surface	Tightly-fitting, cold-treated polyurethane foam.
Backrest	Tightly-fitting, cold-treated polyurethane foam.
Leg frame	Wooden legs, metal legs, metal cross, and metal plate.
Function	No further functional possibilities.
Cover material	A wide selection of fabrics and leathers is available.



Smil

M -121

Height | 88
Seat height | 46
Seat depth | 52

12



Optional legs:



Wooden leg
L40



Metal leg
P20



Metal leg-cross
R13



Metal leg-plate
D09

Description of used raw materials:

Wooden frame	Metal frame, 18 mm thick plywood.
Seating	Non-deformable cold-cure moulded polyurethane foam.
Backrest	Non-deformable cold-cure moulded polyurethane foam.
Legs	Wooden legs, metal legs, metal cross, metal plate.
Feature	---
Cover materials	Wide range of fabrics and leather hides are available.



Yuna

M -119

High | 80
Seat high | 46
Seat depth | 149



12



Leg options:



Wooden legs
L10



Metal legs
P19



Metal cross legs
D13



Metal legs
D09

Product description:

Wooden frame	Metal frame, 18mm veneer.
Seat surface	Tightly-fitting, cold-treated polyurethane foam.
Backrest	Tightly-fitting, cold-treated polyurethane foam.
Leg frame	Wooden legs, metal legs, metal cross, and metal plate.
Function	No additional functional possibilities.
Cover material	There is a wide selection of fabrics and leathers available.



Quarta

M -113

High | 70
Seat high | 46
Seat depth | 51

12



Product description:

Wooden frame	Load-bearing parts made of dried beech, 18mm plywood, gray cardboard.
Seat surface	Highly elastic HR foam, 100g thermodynamically processed non-woven fabric, elastic straps.
Backrest	Highly elastic HR foam, 100g thermodynamically processed non-woven fabric.
Leg frame	Wooden feet made of oak, oiled. Alternatively, wooden feet made of beech, stained and lacquered, are available in 6 different colors.
Function	No additional functional possibilities.
Cover material	There is a wide selection of fabrics and leathers available.



High | 92
Seat high | 46
Seat depth | 49



Mio

M -118

12



Leg options:



Wooden legs
GL



Wooden legs
H16



Metal cross
D13



Metal
D09

Product description:

Wooden frame	Metal frame, 18mm veneer.
Seat surface	Tightly-fitting, cold-treated polyurethane foam.
Backrest	Tightly-fitting, cold-treated polyurethane foam.
Leg frame	Wooden legs, metal legs, metal cross, and metal plate.
Function	No additional functional possibilities.
Cover material	There is a wide selection of fabrics and leathers available.



High | 92
Seat high | 46
Seat depth | 49



Kuori

M -117



Leg options:



Wooden legs
GL



Wooden legs
H16



Metal cross
D13



Metal
D09

Product description:

Wooden frame	Metal frame, 18mm veneer.
Seat surface	Tightly-fitting, cold-treated polyurethane foam.
Backrest	Tightly-fitting, cold-treated polyurethane foam.
Leg frame	Wooden legs, metal legs, metal cross, and metal plate.
Function	No additional functional possibilities.
Cover material	A wide selection of fabrics and leathers is available.



High | 92
Seat high | 46
Seat depth | 149



Mei

M -116

12



Leg options:



Wooden legs
GL



Wooden legs
H16



Metal cross
D13



Metal
D09

Product description:

Wooden frame	Metal frame, 18mm veneer.
Seat surface	Tightly-fitting, cold-treated polyurethane foam.
Backrest	Tightly-fitting, cold-treated polyurethane foam.
Leg frame	Wooden legs, metal legs, metal cross, and metal plate.
Function	No additional functional possibilities.
Cover material	There is a wide selection of fabrics and leathers available.



Syro

M -124

High | 88
Seat high | 46
Seat depth | 52

12



Optional legs:



Wooden leg
L40



Metal leg
P20



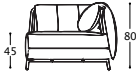
Metal leg-cross
R13



Metal leg-plate
D09

Product description:

Wooden frame	Metal frame, 18mm veneer.
Seat surface	Tightly-fitting, cold-treated polyurethane foam.
Backrest	Tightly-fitting, cold-treated polyurethane foam.
Leg frame	Wooden legs, metal legs, metal cross, and metal plate.
Function	No additional functional possibilities.
Cover material	There is a wide selection of fabrics and leathers available.



Rondo

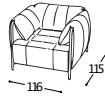
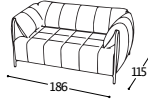
M - 520

High | 80
Seat high | 45
Seat depth | 61



252

152



Product description:

Wooden frame	Metal frame, 18mm veneer, 10mm veneer.
Seat surface	Anatomically shaped foam density 30, 400g thermodynamically processed non-woven fabric, metal grid.
Backrest	Anatomically shaped foam density 22, 200g and 400g thermodynamically processed non-woven fabric.
Leg frame	Metal foot.
Function	No additional functional possibilities.
Cover material	There is a wide selection of fabrics and leathers available.



Intamo - S

M -110

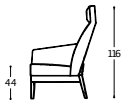
Heigh | 71
Seat heigh | 44
Seat depth | 51



Intamo - M

M -111

Heigh | 87
Seat heigh | 44
Seat depth | 51



Intamo - L

M -112

Heigh | 116
Seat heigh | 44
Seat depth | 51



Product description:

Wooden frame	Load-bearing parts made of dried beech, 18mm plywood, gray cardboard.
Seat surface	Anatomically shaped foam density 35, 100g thermodynamically processed non-woven fabric, elastic straps.
Backrest	Anatomically shaped foam density 30, 100g thermodynamically processed non-woven fabric.
Leg frame	Wooden feet made of oak, oiled. Alternatively, wooden feet made of beech, stained and lacquered, are available in 6 different colors.
Function	No additional functional possibilities.
Cover material	There is a wide selection of fabrics and leathers available.

For further information, we invite you to visit our website. You can discover news and events, and see what goes on behind the scenes in our company.

Follow us at: www.extraformsocas.com

Extraform reserves the right to change, at any time and without prior warning, the technical specification of any product illustrated in this catalogue. Deviations of ± 3 cm in product dimensions are possible. We kindly ask you to contact our authorized sales outlets for all queries regarding product characteristics and appearance.

